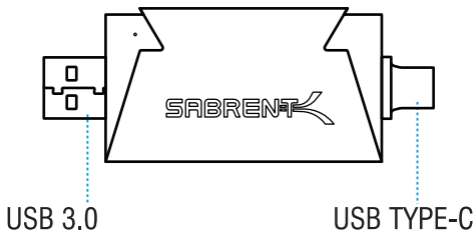
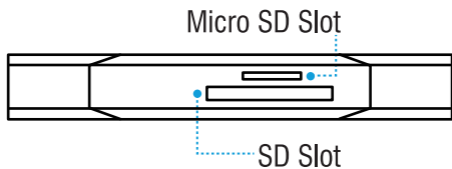
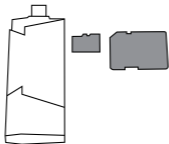
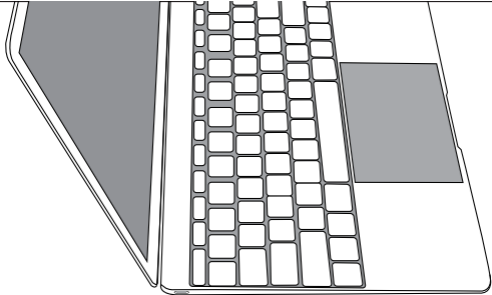


CR-UM4C



USB 3.0 AND USB TYPE-C TO
MICRO SD AND SD CARD READER



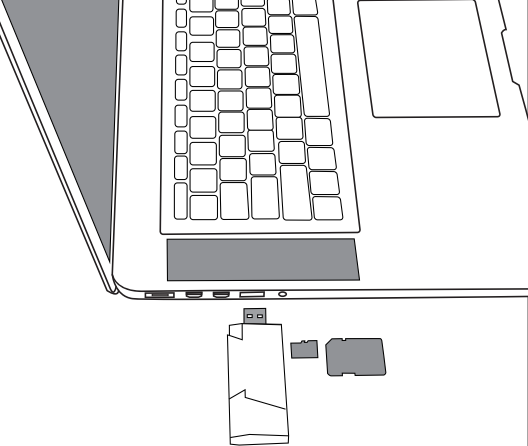


For Laptop or Computer Has Type-C Ports

1. Plug card reader into the USB Type-C port of your computer or laptop -- ***USB and USB Type-C options are on opposite ends of the Card Reader.***

2. Insert card or cards into Card Reader Slot.

Please note: This device can only read one memory card at a time.



For Laptop or Computer Has USB Ports

1. Plug card reader into the USB port of your computer or laptop -- ***USB and USB Type-C options are on opposite ends of the Card Reader.***

2. Insert card or cards into Card Reader Slot.

Please note: This device can only read one memory card at a time.

Enjoy!

At this point, the USB 3.0 and USB Type-C to Micro SD and SD card reader is completely installed -- no software drivers are needed to complete the installation.

Thank you for choosing Sabrent and enjoy!

For installation issues please contact:
Support@Sabrent.com

